

2017 Year in Review



1,495,966
Calls From Citizens



805,754



Police/Citizen Interactions

Contacts are created any time JSO officers interact with a citizen, whether called to a scene OR an individual officer comes upon a scene requiring further investigation (on-view).

484,162
Dispatched
Calls



321,592
Officer
On-View



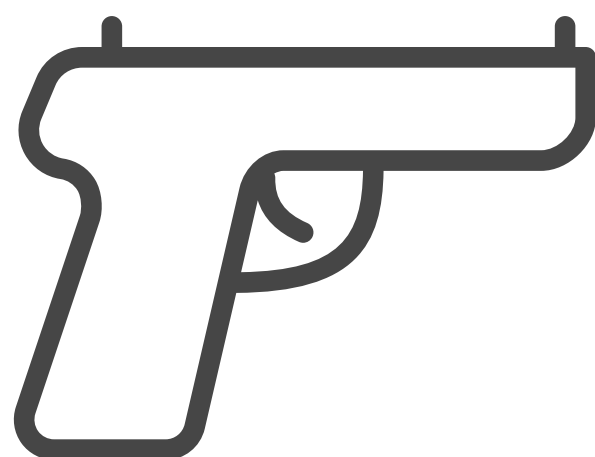
36,994 Arrests

Arrests were made in 4.59% of all Police/Citizen Interactions completed.
(1 in 25 per capita)



436 Response to Resistance
Incidents (RTR)

Force was used in 0.54% of Police/Citizen Interactions and
in 1.18% of all Arrests made.
(1 in 2,124 per capita)



9 Officer Involved Shootings of Suspects (OIS)

0.001% of all Police/Citizen Interactions involved OIS incidents.
0.02% of all Arrests made included OIS incidents.
2.1% of all RTR Incidents involved OIS incidents.
(1 in 102,918 per capita)

Response to Resistance Incident (RTR): The incident which involves an application of force.

Use of Force: The actual application of force whereby an officer utilizes a within-policy maneuver and/or technique to establish control of the subject(s).

Methods of Use of Force include: Taser / Physical / Chemical / Impact / Firearm