

2016 Year in Review



1,537,376
Calls From Citizens


814,153

Police/Citizen Interactions



Contacts are created any time JSO officers interact with a citizen, whether called to a scene OR an individual officer comes upon a scene requiring further investigation (on-view).

498,150
Dispatched
Calls




316,003
Officer
On-View



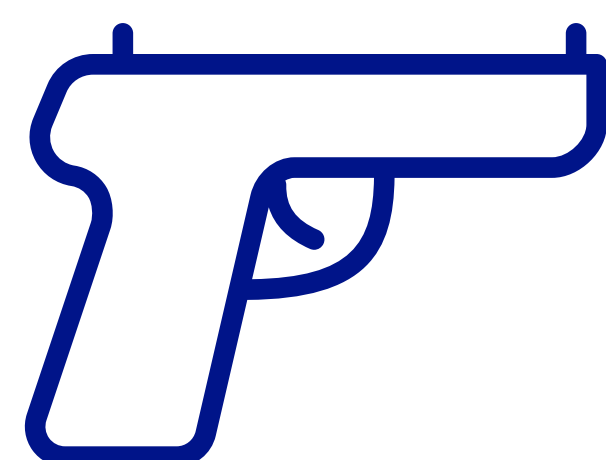
37,789 Arrests

Arrests were made in 4.64% of all Police/Citizen Interactions completed.
(1 in 25 per capita)



384 Response to Resistance
Incidents (RTR)

Force was used in 0.47% of Police/Citizen Interactions and
in 1.02% of all Arrests made.
(1 in 2,412 per capita)



12 Officer Involved Shootings (OIS)

0.001% of all Police/Citizen Interactions involved OIS incidents.
0.02% of all Arrests made included OIS incidents.
2.34% of all RTR Incidents involved OIS incidents.
(1 in 77,188 per capita)

Response to Resistance Incident (RTR): The incident which involves an application of force.

Use of Force: The actual application of force whereby an officer utilizes a within-policy maneuver and/or technique to establish control of the subject(s).

Methods of Use of Force include: Taser / Physical / Chemical / Intermediate Weapon / Firearm